

[ APPLICATIONS ]



- **Flow Lines**
- **Chemical Disposal Lines**
- **Injection Lines**
- **Recirculating Lines**
- **Solution Mining**
- **Water Processing**

*Centron® SP8 Series High Pressure Surface Pipe features the API 8 RD EUE and LTC long thread and offers non-galling carbon fiber female threads to aid make-up and enhance thread seal for trouble free installation and long service life. Centron's Quality System is certified to API Specification Q1 and ISO 9001, assuring customers of the highest quality products in the industry.*

JOINING SYSTEM >

FEATURES

- API 8 RD EUE threads\*
- Patented PeNG (premium non-galling) carbon fiber threads available
- No special tools required for installation

FEATURES >

- Balanced filament wound construction using only the highest quality raw materials and modern manufacturing equipment
- Centron's complete line of fittings and adapters have the same safety factors as the pipe and are manufactured with the same high quality raw materials to provide complete reliability throughout the pipeline system.

ADVANTAGES >

- About 1/4 the weight of steel
- Assemble in any weather—no adhesives required
- Superior flow characteristics
- Threads (API 8 RD)\*
- Excellent corrosion resistance
- Exceptional pressure capabilities
- Low installation costs
- Low paraffin and scale build-up. For additional protection, an enhanced paraffin resistance option is available.



15LR-0007  
15HR-0003

*\*In accordance with API 5B, Table 14 (2 thru 4 inch) and Table 7 (6 thru 8 inch) with tolerances per API 15HR.*

*Centron International Inc. manufactures a complete line of fiberglass surface pipe, line pipe, tubing, casing and associated fittings. See your Centron distributor or call Centron International Inc. for all your fiberglass tubular product needs.*

Nominal Size Inches (mm)	Series/Static Pressure Rating @ 100°F (38°C)	Static Pressure Rating (PSI)			Nominal O.D. Inches (mm)	Nominal I.D. Inches (mm)	Nominal Wall Thickness Inches (mm)	Nominal Box O.D. Inches (mm)	Weight lbs./ft. (kg/M)
		125°F (52°C)	150°F (65°C)	180°F (82°C)					
<b>2 (50)</b>	<b>SP8 1000</b>	900	850	750	2.11 (53.6)	1.95 (49.5)	0.080 (2.0)	3.0 (77.7)	0.43 (0.64)
<b>2 3/8 EUE *</b>	<b>SP8 1250</b>	1150	1050	900	2.14 (54.4)	1.95 (49.5)	0.095 (2.4)	3.1 (79.6)	0.52(0.77)
	<b>SP8 1500</b>	1400	1250	1100	2.18 (55.4)	1.95 (49.5)	0.115 (2.9)	3.2 (82.2)	0.63 (0.94)
	<b>SP8 2000</b>	1850	1650	1450	2.60 (57.4)	1.95 (49.5)	0.155 (3.9)	3.4 (87.4)	0.87 (1.29)
	<b>SP8 2500</b>	2300	2100	1850	2.34 (59.4)	1.95 (49.5)	0.195 (5.0)	3.6 (92.6)	1.11 (1.65)
	<b>SP8 3000</b>	2750	2500	2200	2.43 (61.7)	1.95 (49.5)	0.240 (6.1)	3.8 (98.4)	1.39 (2.08)
<b>2 1/2 (65)</b>	<b>SP8 800</b>	750	650	600	2.64 (67.1)	2.48 (63.0)	0.080 (2.0)	3.5 (90.6)	0.54 (0.81)
<b>2 7/8 EUE *</b>	<b>SP8 1000</b>	900	850	750	2.67 (67.8)	2.48 (63.0)	0.095 (2.4)	3.6 (92.6)	0.65 (0.97)
	<b>SP8 1250</b>	1150	1050	900	2.72 (69.1)	2.48 (63.0)	0.120 (3.0)	3.7 (95.8)	0.83 (1.23)
	<b>SP8 1500</b>	1400	1250	1100	2.77 (70.4)	2.48 (63.0)	0.145 (3.7)	3.9 (99.0)	1.01 (1.51)
	<b>SP8 2000</b>	1850	1650	1450	2.87 (72.9)	2.48 (63.0)	0.195 (5.0)	4.1 (105.5)	1.38 (2.06)
	<b>SP8 2500</b>	2300	2100	1850	2.98 (75.7)	2.48 (63.0)	0.250 (6.4)	4.4 (112.6)	1.81 (2.70)
<b>3 (75)</b>	<b>SP8 800</b>	750	650	600	3.16 (80.3)	2.98 (75.7)	0.090 (2.3)	4.2 (108.7)	0.73 (1.09)
<b>3 1/2 EUE *</b>	<b>SP8 1000</b>	900	850	750	3.21 (81.5)	2.98 (75.7)	0.115 (2.9)	4.4 (111.9)	0.94 (1.41)
	<b>SP8 1250</b>	1150	1050	900	3.27 (83.1)	2.98 (75.7)	0.145 (3.7)	4.5 (115.8)	1.20 (1.79)
	<b>SP8 1500</b>	1400	1250	1100	3.33 (84.6)	2.98 (75.7)	0.175 (4.4)	4.7 (119.7)	1.47 (2.18)
	<b>SP8 2000</b>	1850	1650	1450	3.45 (87.6)	2.98 (75.7)	0.235 (6.0)	5.0 (127.5)	2.01 (2.99)
	<b>SP8 2500</b>	2300	2100	1850	3.57 (90.7)	2.98 (75.7)	0.295 (7.5)	5.3 (135.2)	2.56 (3.82)
<b>4 (100)</b>	<b>SP8 500</b>	450	400	350	4.14 (105.2)	3.98 (101.1)	0.080 (2.0)	5.2 (132.8)	0.86 (1.28)
<b>4 1/2 EUE *</b>	<b>SP8 800</b>	750	650	600	4.22 (107.2)	3.98 (101.1)	0.120 (3.0)	5.4 (138.0)	1.31 (1.95)
	<b>SP8 1000</b>	900	850	750	4.29 (109.0)	3.98 (101.1)	0.155 (3.9)	5.6 (142.5)	1.70 (2.53)
	<b>SP8 1250</b>	1150	1050	900	4.37 (111.0)	3.98 (101.1)	0.195 (5.0)	5.8 (147.7)	2.16 (3.22)
	<b>SP8 1500</b>	1400	1250	1100	4.44 (112.8)	3.98 (101.1)	0.230 (5.8)	5.9 (152.2)	2.57 (3.83)
	<b>SP8 2000</b>	1850	1650	1450	4.59 (116.6)	3.98 (101.1)	0.305 (7.7)	6.3 (161.9)	3.47 (5.17)
<b>6 5/8 (165)</b>	<b>SP8 500</b>	450	400	350	5.71 (145.0)	5.5 (139.7)	0.105 (2.7)	7.2 (183.8)	1.56 (2.33)
<b>6 5/8 LTC *</b>	<b>SP8 800</b>	750	650	600	5.84 (148.3)	5.5 (139.7)	0.170 (4.3)	7.5 (192.2)	2.56 (3.81)
	<b>SP8 1000</b>	900	850	750	5.92 (150.4)	5.5 (139.7)	0.210 (5.3)	7.7 (197.4)	3.18 (4.74)
	<b>SP8 1250</b>	1150	1050	900	6.02 (152.9)	5.5 (139.7)	0.260 (6.6)	8.0 (203.9)	3.97 (5.92)
	<b>SP8 1500</b>	1400	1250	1100	6.12 (155.4)	5.5 (139.7)	0.310 (7.9)	8.2 (210.3)	4.78 (7.12)
	<b>SP8 1750</b>	1600	1450	1300	6.23 (158.2)	5.5 (139.7)	0.365 (9.3)	8.5 (217.5)	5.68 (8.46)
<b>7 (175)</b>	<b>SP8 500</b>	450	400	350	6.33 (160.8)	6.1 (154.9)	0.115 (2.9)	7.6 (194.2)	1.90 (2.83)
<b>7 LTC *</b>	<b>SP8 800</b>	750	650	600	6.47 (164.3)	6.1 (154.9)	0.185 (4.7)	8.0 (203.3)	3.09 (4.60)
	<b>SP8 1000</b>	900	850	750	6.57 (166.9)	6.1 (154.9)	0.235 (6.0)	8.2 (209.8)	3.95 (5.89)
	<b>SP8-HP 1250</b>	1150	1050	900	6.02 (152.9)	5.5 (139.7)	0.260 (6.6)	8.3 (213.0)	3.97 (5.92)
	<b>SP8-HP 1500</b>	1400	1250	1100	6.12 (155.4)	5.5 (139.7)	0.310 (7.9)	8.6 (219.5)	4.78 (7.12)
	<b>SP8-HP 1750</b>	1600	1450	1300	6.23 (158.2)	5.5 (139.7)	0.365 (9.3)	8.9 (226.6)	5.68 (8.46)
<b>8 (200)</b>	<b>SP8 500</b>	450	400	350	8.74 (222.0)	8.42 (213.9)	0.160 (4.1)	10.5 (267.4)	3.64 (5.43)
<b>9 5/8 LTC *</b>	<b>SP8 800</b>	750	650	600	8.93 (226.8)	8.42 (213.9)	0.255 (6.5)	11.0 (279.7)	5.87 (8.75)
	<b>SP8 1000</b>	900	850	750	9.05 (229.9)	8.42 (213.9)	0.315 (8.0)	11.3 (287.4)	7.30 (10.88)
	<b>SP8-HP 1250</b>	1150	1050	900	8.47 (215.1)	7.75 (196.9)	0.360 (9.1)	11.5 (293.3)	7.75 (11.54)
	<b>SP8-HP 1500</b>	1400	1250	1100	8.61 (218.7)	7.75 (196.9)	0.430 (10.9)	11.9 (302.3)	9.33 (13.91)
	<b>SP8-HP 1750</b>	1600	1450	1300	8.76 (222.5)	7.75 (196.9)	0.505 (12.8)	12.2 (312.1)	11.06 (16.48)

\* Thread type

1. Pipe ratings are based on currently available long term and other test data. In all cases, chemical compatibility must be considered along with all other known operating conditions in selecting the proper system for given service.
2. For sizes up to 4-inch joint length is 29.5 ft. (9.0 M) with a "make-up" length of 29.0 ft. (8.84 M). All other sizes are 29.16 ft. (8.89 M) overall length with a "make-up" length of 28.66 ft. (8.74M).
3. Thrust blocks required.
4. Vacuum breaker may be required.

Nominal Size Rating Inches (mm)	Series/Static Pressure Rating 100°F (38°C)	Minimum Bend Radius Ft (M)	Offset per Joint Inches (M)	Support Spacing Ft (M)	Axial Thread Load	Ultimate External Collapse Pressure PSI (MPa)	Minimum <sup>1</sup> Box O.D. Inches (mm)
2 (50)	SP8 1000	106 (32.2)	51 (1.30)	8 (2.4)	40,000 lbs. (18,150 Kg)	436 (3.0)	2.80 (71.12)
2 <sup>3</sup> / <sub>8</sub> EUE *	SP8 1250	107 (32.6)	50 (1.28)	8 (2.4)	40,000 lbs. (18,150 Kg)	700 (4.8)	2.83 (71.88)
	SP8 1500	109 (33.2)	50 (1.26)	8 (2.4)	40,000 lbs. (18,150 Kg)	1174 (8.1)	2.87 (72.90)
	SP8 2000	113 (34.4)	48 (1.21)	9 (2.7)	40,000 lbs. (18,150 Kg)	2581 (17.8)	2.94 (74.68)
	SP8 2500	117 (35.7)	46 (1.17)	9 (2.7)	40,000 lbs. (18,150 Kg)	4630 (31.9)	3.02 (76.71)
	SP8 3000	122 (37.0)	44 (1.13)	9 (2.7)	40,000 lbs. (18,150 Kg)	7707 (53.1)	3.09 (78.49)
2 <sup>1</sup> / <sub>2</sub> (65)	SP8 800	132 (40.2)	41 (1.04)	9 (2.7)	55,000 lbs. (24,950 Kg)	223 (1.5)	3.30 (83.82)
2 <sup>7</sup> / <sub>8</sub> EUE *	SP8 1000	134 (40.7)	40 (1.03)	9 (2.7)	55,000 lbs. (24,950 Kg)	360 (2.5)	3.34 (84.84)
	SP8 1250	136 (41.5)	40 (1.01)	10 (3.0)	55,000 lbs. (24,950 Kg)	687 (4.7)	3.38 (85.85)
	SP8 1500	139 (42.2)	39 (0.99)	10 (3.0)	55,000 lbs. (24,950 Kg)	1148 (7.9)	3.43 (87.12)
	SP8 2000	144 (43.7)	38 (0.96)	10 (3.0)	55,000 lbs. (24,950 Kg)	2509 (17.3)	3.52 (89.41)
	SP8 2500	149 (45.4)	36 (0.92)	10 (3.0)	55,000 lbs. (24,950 Kg)	4723 (32.6)	3.62 (91.95)
3 (75)	SP8 800	158 (48.2)	34 (0.87)	10 (3.0)	65,000 lbs. (29,500 Kg)	185 (1.3)	3.98 (101.09)
3 <sup>1</sup> / <sub>2</sub> EUE *	SP8 1000	161 (48.9)	34 (0.85)	10 (3.0)	65,000 lbs. (29,500 Kg)	368 (2.5)	4.02 (102.11)
	SP8 1250	164 (49.8)	33 (0.84)	10 (3.0)	65,000 lbs. (29,500 Kg)	698 (4.8)	4.07 (103.38)
	SP8 1500	167 (50.7)	32 (0.82)	10 (3.0)	65,000 lbs. (29,500 Kg)	1161 (8.0)	4.13 (104.90)
	SP8 2000	173 (52.6)	31 (0.79)	11 (3.4)	65,000 lbs. (29,500 Kg)	2528 (17.4)	4.24 (107.70)
	SP8 2500	179 (54.4)	30 (0.77)	11 (3.4)	65,000 lbs. (29,500 Kg)	4514 (31.1)	4.36 (110.74)
4 (100)	SP8 500	207 (63.1)	26 (0.66)	12 (3.7)	80,000 lbs. (36,300 Kg)	58 (0.4)	4.95 (125.73)
4 <sup>1</sup> / <sub>2</sub> EUE *	SP8 800	211 (64.3)	26 (0.65)	12 (3.7)	80,000 lbs. (36,300 Kg)	184 (1.3)	5.03 (127.76)
	SP8 1000	215 (65.4)	25 (0.64)	12 (3.7)	80,000 lbs. (36,300 Kg)	377 (2.6)	5.09 (129.29)
	SP8 1250	219 (66.6)	25 (0.63)	12 (3.7)	80,000 lbs. (36,300 Kg)	711 (4.9)	5.16 (131.06)
	SP8 1500	222 (67.7)	24 (0.62)	12 (3.7)	80,000 lbs. (36,300 Kg)	1112 (7.7)	5.23 (132.84)
	SP8 2000	230 (69.9)	24 (0.60)	12 (3.7)	80,000 lbs. (36,300 Kg)	2347 (16.2)	5.38 (136.65)
6 <sup>5</sup> / <sub>8</sub> (165)	SP8 500	286 (87.0)	19 (0.48)	14 (4.3)	105,000 lbs. (48,000 Kg)	50 (0.3)	6.88 (174.75)
6 <sup>5</sup> / <sub>8</sub> LTC *	SP8 800	292 (89.0)	18 (0.47)	14 (4.3)	105,000 lbs. (48,000 Kg)	197 (1.4)	7.00 (177.80)
	SP8 1000	296 (90.2)	18 (0.46)	14 (4.3)	105,000 lbs. (48,000 Kg)	357 (2.5)	7.07 (179.58)
	SP8 1250	301 (91.7)	18 (0.46)	14 (4.3)	105,000 lbs. (48,000 Kg)	644 (4.4)	7.17 (182.12)
	SP8 1500	306 (93.3)	18 (0.45)	14 (4.3)	105,000 lbs. (48,000 Kg)	1040 (7.2)	7.27 (184.66)
	SP8 1750	312 (94.9)	17 (0.44)	14 (4.3)	105,000 lbs. (48,000 Kg)	1609 (11.1)	7.38 (187.45)
7 (175)	SP8 500	317 (96.5)	17 (0.43)	15 (4.6)	110,000 lbs. (49,900 Kg)	48 (0.3)	7.27 (184.66)
7 LTC *	SP8 800	324 (98.6)	17 (0.42)	15 (4.6)	110,000 lbs. (49,900 Kg)	187 (1.3)	7.40 (187.96)
	SP8 1000	329 (100.1)	16 (0.42)	15 (4.6)	110,000 lbs. (49,900 Kg)	366 (2.5)	7.49 (190.25)
	SP8-HP 1250	301 (91.7)	18 (0.46)	15 (4.6)	110,000 lbs. (49,900 Kg)	644 (4.4)	7.54 (191.52)
	SP8-HP 1500	306 (93.3)	18 (0.45)	15 (4.6)	110,000 lbs. (49,900 Kg)	1040 (7.2)	7.64 (194.06)
	SP8-HP 1750	312 (94.9)	17 (0.44)	15 (4.6)	110,000 lbs. (49,900 Kg)	1609 (11.1)	7.75 (196.85)
8 (200)	SP8 500	437 (133.2)	12 (0.31)	17 (5.2)	155,000 lbs. (70,300 Kg)	49 (0.3)	9.98 (253.49)
9 <sup>5</sup> / <sub>8</sub> LTC *	SP8 800	447 (136.1)	12 (0.31)	17 (5.2)	155,000 lbs. (70,300 Kg)	186 (1.3)	10.15 (257.81)
	SP8 1000	453 (137.9)	12 (0.30)	17 (5.2)	155,000 lbs. (70,300 Kg)	337 (2.3)	10.27 (260.86)
	SP8-HP 1250	424 (129.1)	13 (0.32)	17 (5.2)	155,000 lbs. (70,300 Kg)	614 (4.2)	10.36 (263.14)
	SP8-HP 1500	431 (131.2)	13 (0.32)	17 (5.2)	155,000 lbs. (70,300 Kg)	997 (6.9)	10.51 (266.95)
	SP8-HP 1750	438 (133.5)	12 (0.31)	17 (5.2)	155,000 lbs. (70,300 Kg)	1533 (10.6)	10.65 (270.51)

1. Absolute minimum outside diameter the box can be factory ground to and still maintain static pressure rating.

Additional pressure ratings available on all sizes. Please consult your local distributor or Centron Engineering for details.

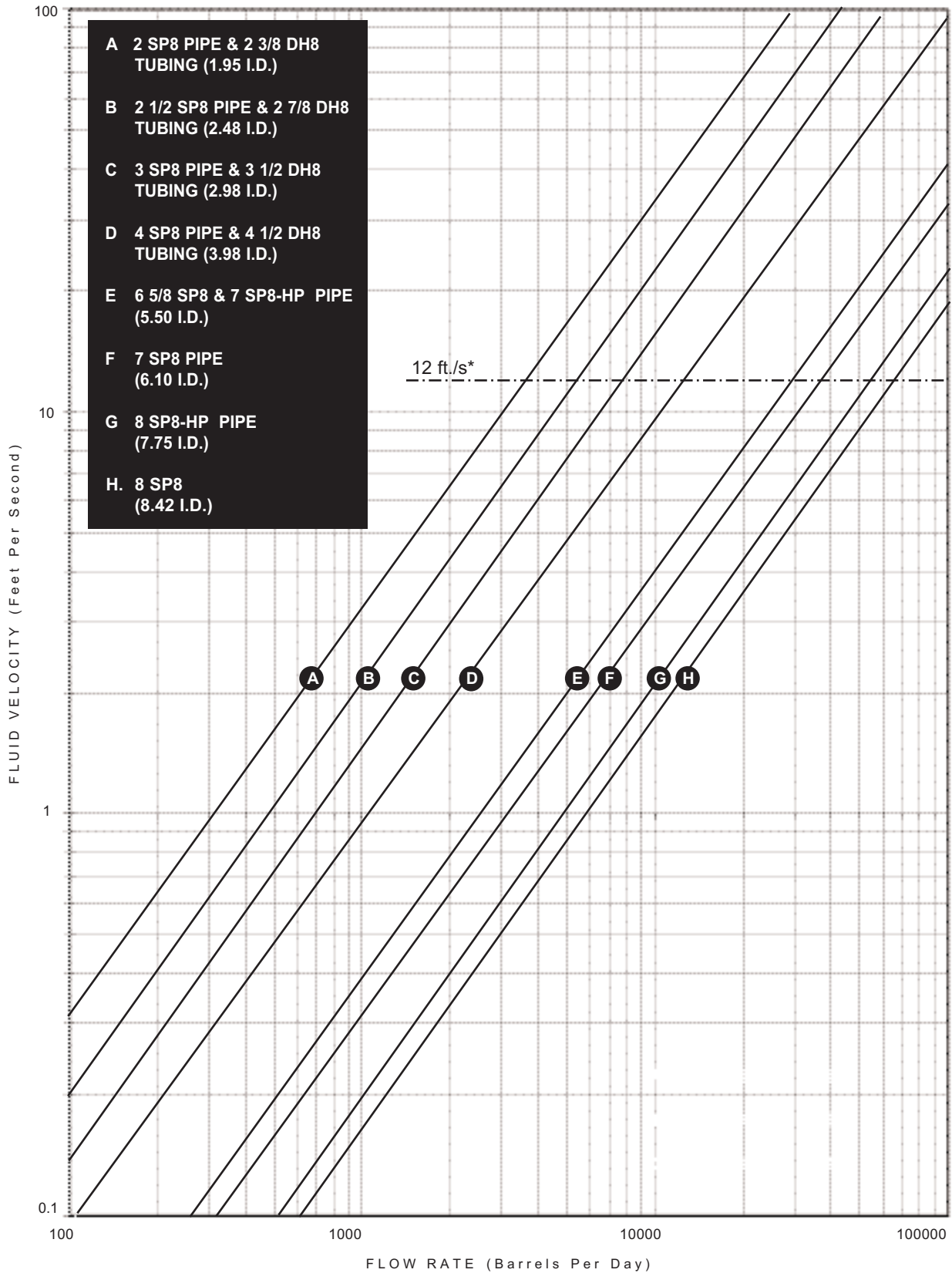


Detail

<i>Mill Test Pressure:</i>	Operating Pressure x 1.25
<i>Axial Modulus of Elasticity:</i>	2.35 x 10 <sup>6</sup> PSI (1.62 x 10 <sup>4</sup> MPa)
<i>Hoop Modulus of Elasticity:</i>	3.59 x 10 <sup>6</sup> PSI (2.48 x 10 <sup>4</sup> MPa)
<i>Density:</i>	0.07 lbs/in <sup>3</sup> (Sp. Gr.= 1.95)
<i>Coefficient of Thermal Expansion:</i>	1.0 x 10 <sup>-6</sup> in/in/°F (2.57 x 10 <sup>-5</sup> m/m/°C)
<i>Hazen-Williams Flow Factor:</i>	150
<i>Poissons Ratio (Hoop/Tensile):</i>	.60
<i>Poissons Ratio (Axial Tensile):</i>	.45

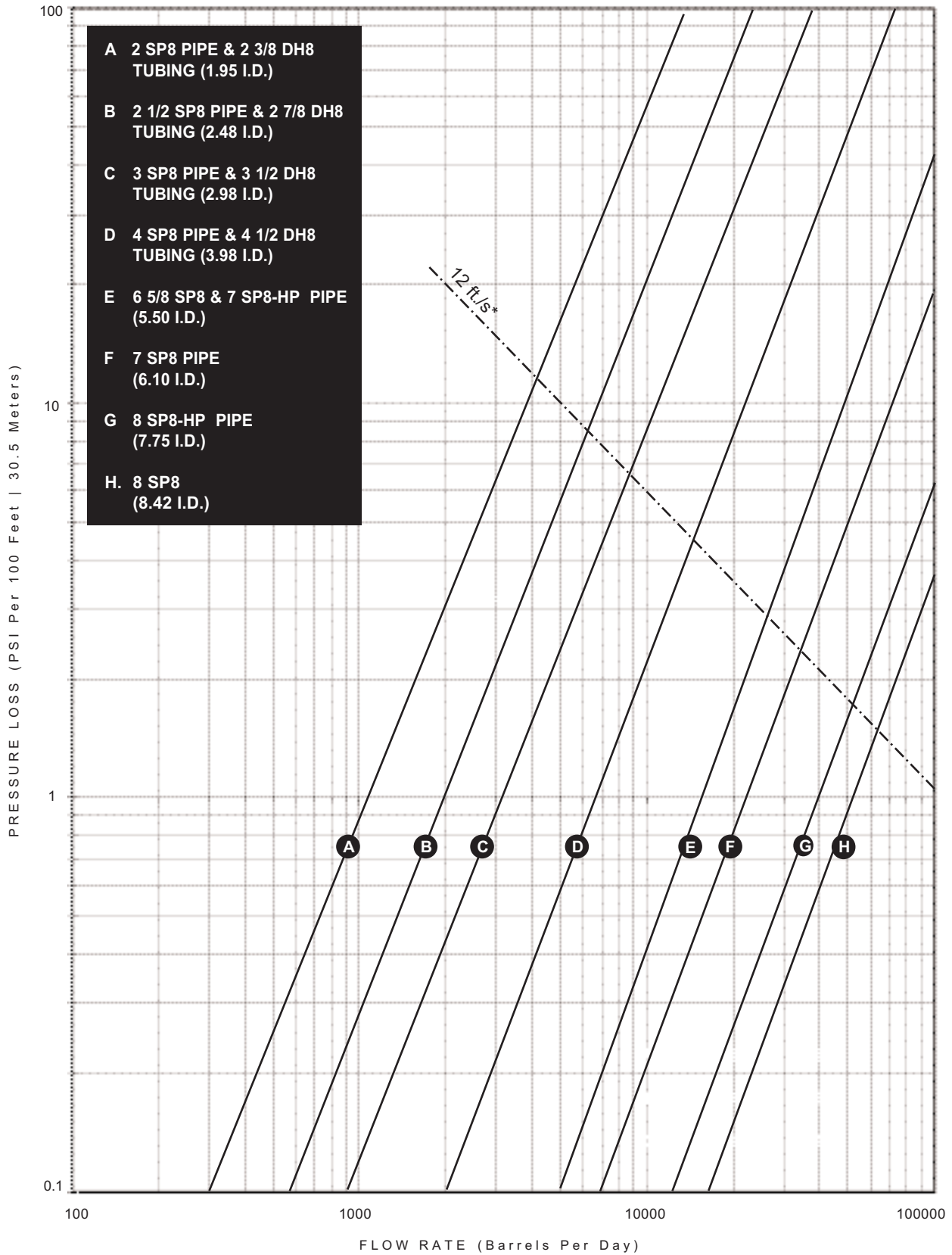


INTEGRAL JOINT SURFACE PIPE AND TUBING



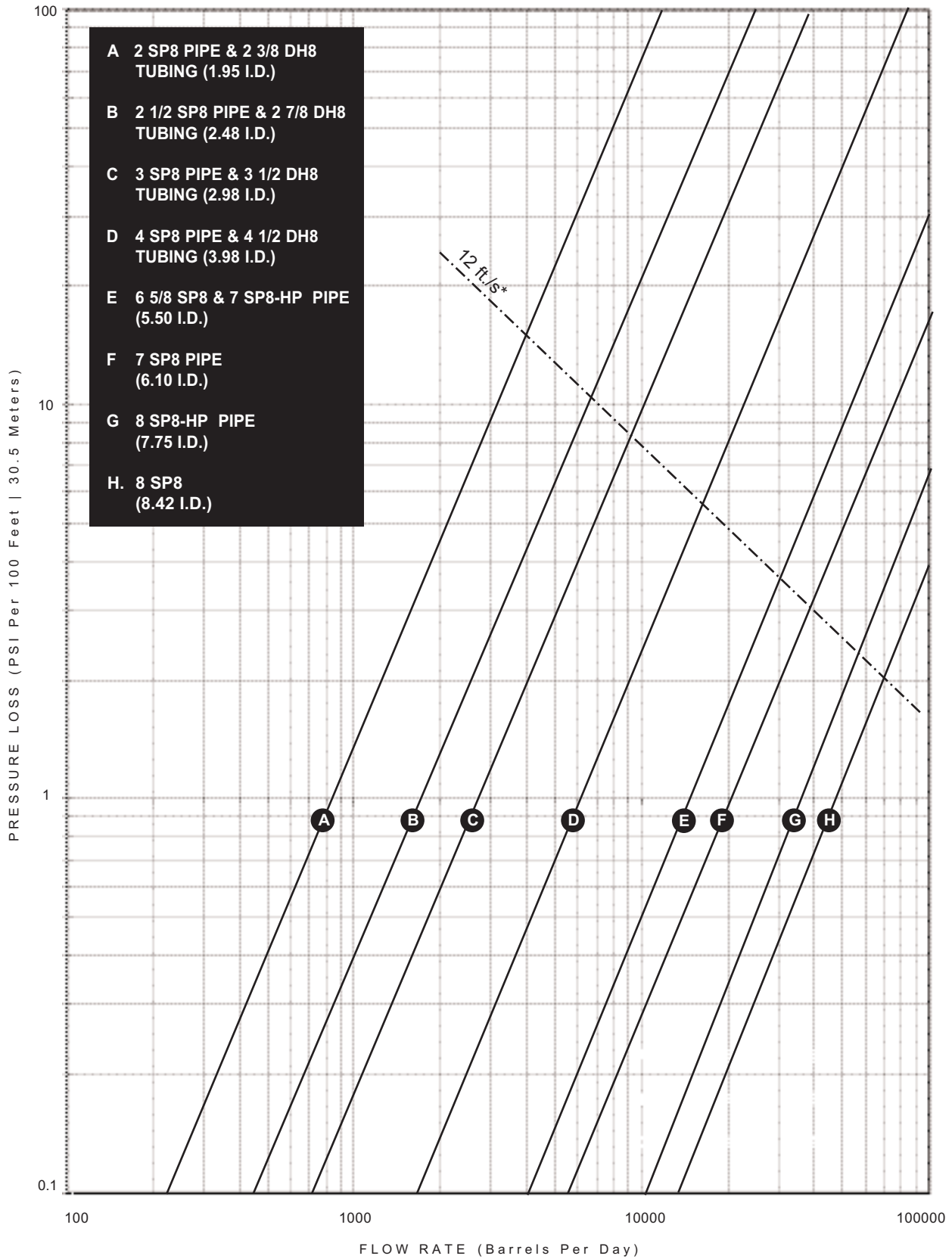
\* Note: If flow velocity is to be more than 12 ft./sec. contact Centron.

INTEGRAL JOINT SURFACE PIPE



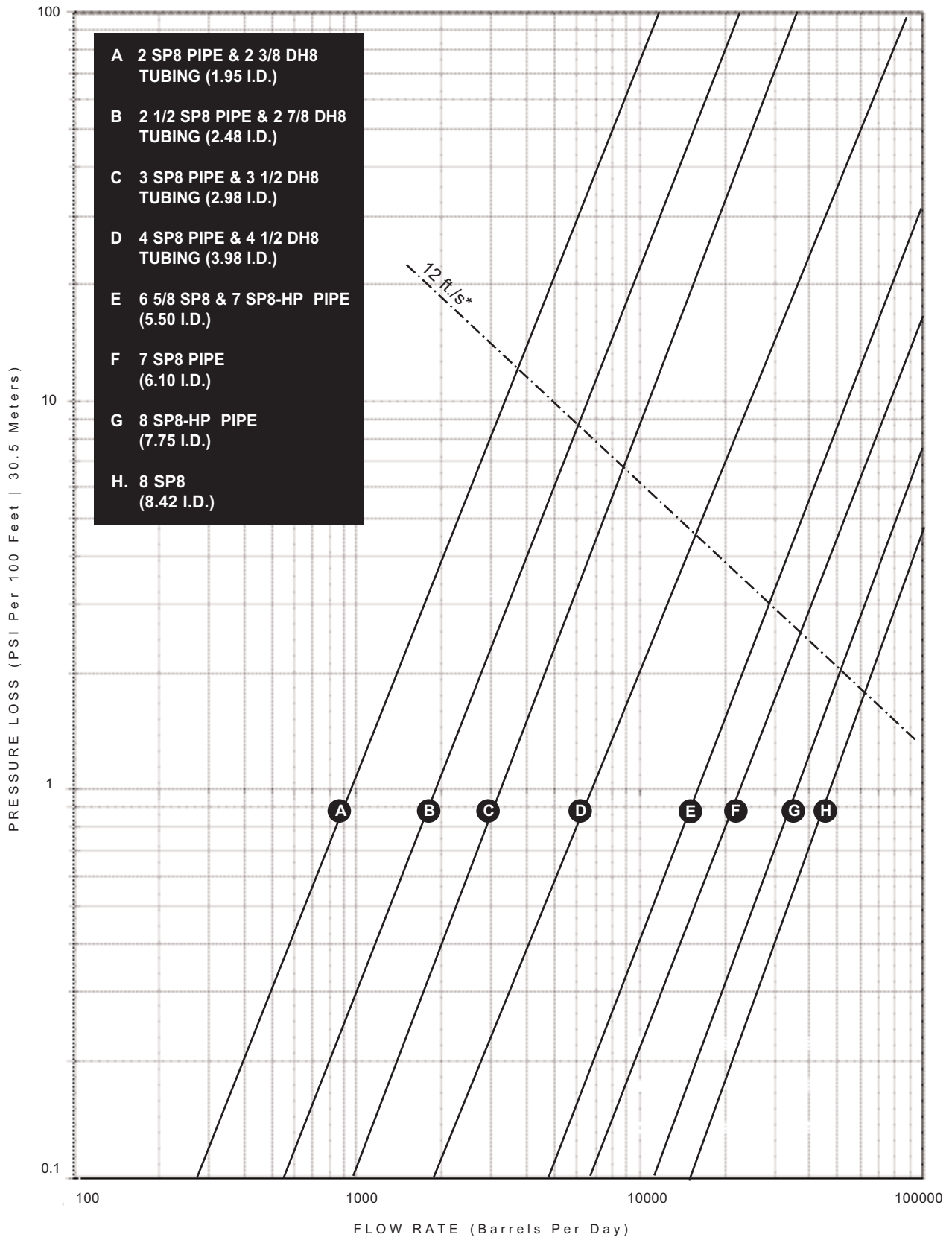
\* Note: If flow velocity is to be more than 12 ft./sec. contact Centron.

INTEGRAL JOINT SURFACE PIPE



\* Note: If flow velocity is to be more than 12 ft./sec. contact Centron.

INTEGRAL JOINT SURFACE PIPE



\*Note: If flow velocity is to be more than 12 ft./sec. contact Centron.